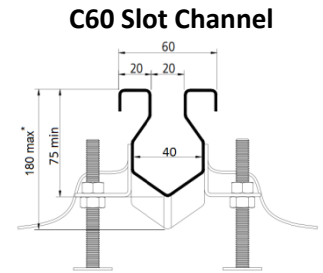
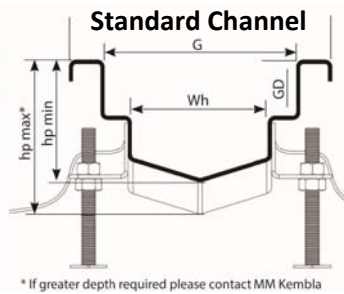


Thanks for your interest in KemDrain Linear Drainage Channels. In order to provide you with a quotation, please complete this form and forward your request to sales@kembla.com.au. If you need any assistance or further information regarding KemDrain products please feel free to contact us on 1800 804 631 or visit www.kembla.com.au and download the KemDrain Design & Installation Guide.

1. CHANNEL TYPE (WIDTH, MM) – SELECT ONE

C60 SLOT <input type="checkbox"/>	C150 <input type="checkbox"/>	C200 <input type="checkbox"/>	C250 <input type="checkbox"/>	C300 <input type="checkbox"/>	C350 <input type="checkbox"/>	C400 <input type="checkbox"/>
--------------------------------------	----------------------------------	----------------------------------	----------------------------------	----------------------------------	----------------------------------	----------------------------------

KEMDRAIN™ STAINLESS STANDARD LINEAR CHANNELS						
Product Code	W (mm)	G	Wh	hp min	hp max*	GD
KEMDRAIN™ CHANNEL C150	150	110	80	75	180	30
KEMDRAIN™ CHANNEL C200	200	160	130	75	180	30
KEMDRAIN™ CHANNEL C250	250	210	180	75	180	30
KEMDRAIN™ CHANNEL C300	300	260	230	75	180	30
KEMDRAIN™ CHANNEL C350	350	310	280	75	180	40
KEMDRAIN™ CHANNEL C400	400	360	330	75	180	40



2. CHANNEL LENGTH

Overall Channel Length (mm):	
------------------------------	--

3. CHANNEL OUTLETS

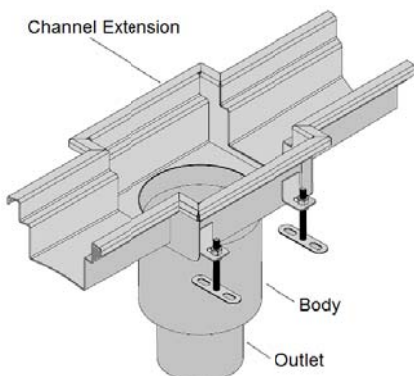
Outlet Diameter (Tick required)

110mm <input type="checkbox"/>	160mm <input type="checkbox"/>
-----------------------------------	-----------------------------------

Outlet Body Diameter (Tick required)

157mm (to suit 110mm outlet only) <input type="checkbox"/>	255mm <input type="checkbox"/>
--	-----------------------------------


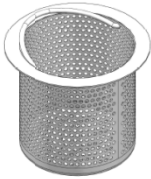

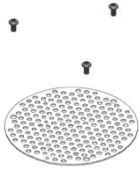
CHANNEL OUTLET EXTENSION			
KemDrain Channel	Outlet Diameter (mm)	Body Diameter (mm)	Extension Size Length x Width (mm)
C60 Slot	110	157	340 x 335
C60 Slot	110	255	340 x 335
C60 Slot	160	255	340 x 335
C150	110	157	340 x 335
C150	110	255	340 x 335
C150	160	255	340 x 335
C200	110	157	340 x 335
C200	110	255	340 x 335
C200	160	255	340 x 335
C250	110	157	340 x 335
C250	110	255	340 x 335
C250	160	255	340 x 335
C300	110	157	Not required
C300	110	255	340 x 335
C300	160	255	340 x 335
C350	110	157	Not required
C350	110	255	Not required
C350	160	255	Not required
C400	110	157	Not required
C400	110	255	Not required
C400	160	255	Not required



4. OUTLETS

Number of outlets:






Outlet accessories (Tick required):

Shallow Basket 2mm holes <input type="checkbox"/> 4mm holes <input type="checkbox"/> 	Deep Basket 2mm holes <input type="checkbox"/> 4mm holes <input type="checkbox"/> 	Removable Water Trap <input type="checkbox"/> 	Secondary Strainer 2mm holes <input type="checkbox"/> 4mm holes <input type="checkbox"/> 
--	---	---	--

5. FALL

Fall 1:100 (if other please specify):

6. GRATE TYPE – SELECT ONE

Anti Slip Ladder <input type="checkbox"/>  R13 A	Anti Slip Mesh <input type="checkbox"/>  R12 B	Solid Plate <input type="checkbox"/>  R10 B	Perforated Sheet <input type="checkbox"/>  R10 A	Wedge Wire/Heelsafe <input type="checkbox"/>  R9 A
---	---	--	--	---

Slip Resistance

Load Class

7. DETAILS

Delivery Address:

Name:

Contact No.:

Contact Email:

8. NEXT STEPS...

1. Return your completed form to sales@kembla.com.au
2. MM Kembla will issue a quotation based upon the information provided in this quote request form.
3. If you are happy with the quotation, return the signed quotation and payment of any deposit required.
4. MM Kembla will provide you with drawings of your custom drain design for final sign off within 3 – 4 working days.
5. Sign the issued drawings and return them to MM Kembla.
6. Your drains will be delivered to you between 4 - 6 weeks from date of design sign off.